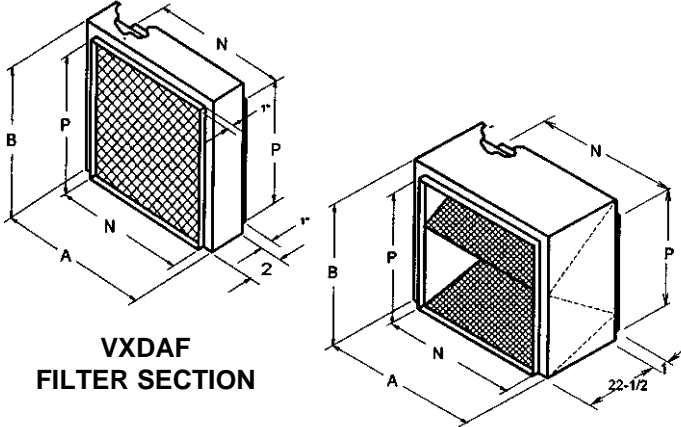


IP [English] Dimensions
SI (Metric) on Reverse Side

CARNES COMPANY 448 S. Main St., P. O. Box 930040, Verona, WI 53593-0040 Phone: (608)845-6411 Fax: (608)845-6470 www.carnes.com

VXDAF — Filter Sections



**VXDAF
FILTER SECTION**

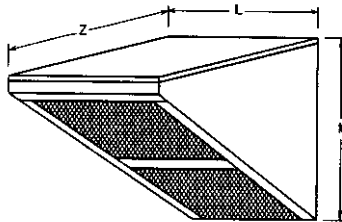
**VXDAF (40)
FILTER SECTION**

DIMENSIONS [Inches] — VXDAF [Models VDBA & VGBA]

| Size | A | B | N | P | Filter Size - QTY |
|---------|--------|--------|--------|--------|---------------------|
| 07 / 27 | 17-3/4 | 15-3/8 | 16 | 13-1/2 | 14-1/8 x 16-5/8 (1) |
| 09 / 29 | 21 | 18 | 19-1/8 | 16-1/8 | 16-3/4 x 19-7/8 (1) |
| 10 / 30 | 22-1/4 | 20 | 20-3/8 | 18-1/8 | 18-3/4 x 21-1/8 (1) |
| 12 / 32 | 27 | 23 | 25-1/8 | 21-1/8 | 21-3/4 x 25-7/8 (1) |
| 15 / 35 | 32-1/2 | 26-3/4 | 30-5/8 | 25-1/8 | 25-3/4 x 31 (1) |
| 18 / 38 | 37 | 33-1/4 | 35-1/4 | 31-1/2 | 32-1/4 x 35-7/8 (1) |
| 40 | 39-3/4 | 37-1/4 | 38-1/2 | 35-1/4 | 20 x 25 (6) |

ALL FILTER SECTIONS HAVE 1" ALUMINUM FILTERS

VXDAI — Intake Hoods



**VXDAI
INTAKE HOOD**

DIMENSIONS (Inches) — VXDAI [Model VGBA]

| Size | L | M | Z | Filter Size - QTY | Wt. [Lbs.] |
|---------|---------|----------|--------|---------------------------|------------|
| 07 / 27 | N/A | -- | -- | -- | -- |
| 09 / 29 | 19-1/4 | 16-9/16 | 21-1/4 | 16 x 24 (1) | 18 |
| 10 / 30 | 20-1/2 | 18-9/16 | 25-3/4 | 15 x 20 (2) | 20 |
| 12 / 32 | 25-3/8 | 21-9/16 | 30-3/4 | 20 x 25 & 16 x 25 (2) | 32 |
| 15 / 35 | 31-3/16 | 25-13/16 | 33-1/2 | 20 x 28-1/2 (2) | 44 |
| 18 / 38 | 35-5/8 | 32-11/16 | 40-1/4 | 20 x 25 (2) & 16 x 25 (2) | 56 |
| 40 | 38-5/8 | 35-9/16 | 22 | 20 x 25 (6) | 44 |

INTAKE HOODS (EXCEPT 40) HAVE 1" ALUMINUM FILTERS.
VXDAI 40 HAS SCREENED INLET FOR USE WITH VXDAF40 FILTER SECTION.

NOTE: TWIN DUCT BLOWERS REQUIRE TWO FILTER SECTIONS AND/OR TWO HOOD SECTIONS (Models 27-40)

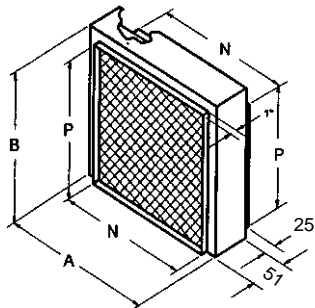
| FAN NO. LOCATION | QTY | MODEL/SIZE | CFM | SP | FAN RPM | SONES | MOTOR | | | ACCESSORIES |
|---------------------|-----|------------|-----|-------|------------|---------------|-------|------------|------|-------------|
| | | | | | | | HP | ELECTRICAL | TYPE | |
| | | | | | | | | | | |
| | | | | | | | | | | |
| | | | | | | | | | | |
| | | | | | | | | | | |
| | | | | | | | | | | |
| | | | | | | | | | | |
| | | | | | | | | | | |
| NOTES | | | | | | | | | | |
| PROJECT: | | | | | | | | ARCHITECT: | | |
| CONTRACTOR: | | | | DATE: | | SUBMITTED BY: | | ENGINEER: | | |

PAGE _____ OF _____

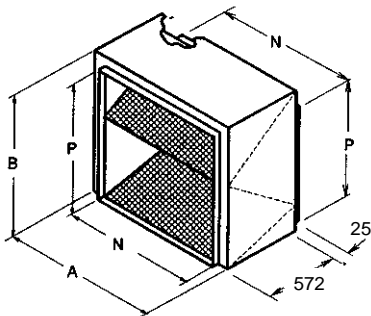
SI (Metric) Dimensions
IP [English] on Reverse Side

CARNES COMPANY 448 S. Main St., P. O. Box 930040, Verona, WI 53593-0040 Phone: (608)845-6411 Fax: (608)845-6470 www.carnes.com

VXDAF — Filter Sections



**VXDAF
FILTER SECTION**



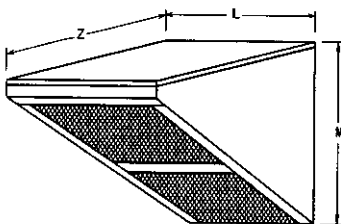
**VXDAF (40)
FILTER SECTION**

DIMENSIONS (Millimeters) — VXDAF [Models VDBA & VGBA]

| Size | A | B | N | P | Filter Size - QTY |
|---------|------|-----|-----|-----|-------------------|
| 07 / 27 | 451 | 391 | 406 | 343 | 359 x 422 (1) |
| 09 / 29 | 533 | 457 | 486 | 410 | 425 x 505 (1) |
| 10 / 30 | 565 | 508 | 518 | 460 | 476 x 537 (1) |
| 12 / 32 | 686 | 584 | 638 | 537 | 552 x 657 (1) |
| 15 / 35 | 826 | 679 | 778 | 638 | 654 x 787 (1) |
| 18 / 38 | 940 | 845 | 895 | 800 | 819 x 911 (1) |
| 40 | 1010 | 946 | 978 | 895 | 508 x 635 (6) |

ALL FILTER SECTIONS HAVE 25mm ALUMINUM FILTERS

VXDAI — Intake Hoods



**VXDAI
INTAKE HOOD**

DIMENSIONS (Millimeters) — VXDAI [Model VGBA]

| Size | L | M | N | Filter Size | QTY | Wt. (Kg) |
|---------|-----|-----|------|-------------------------------|-----|----------|
| 07 / 27 | N/A | -- | -- | -- | -- | -- |
| 09 / 29 | 489 | 421 | 540 | 406 x 610 | (1) | 8 |
| 10 / 30 | 521 | 471 | 654 | 381 x 508 | (2) | 9 |
| 12 / 32 | 645 | 548 | 781 | 508 x 635 & 406 x 635 | (2) | 15 |
| 15 / 35 | 792 | 656 | 851 | 508 x 724 | (2) | 20 |
| 18 / 38 | 905 | 830 | 1022 | 508 x 635 (2) & 406 x 635 (2) | (2) | 25 |
| 40 | 981 | 903 | 559 | 508 x 635 | (6) | 20 |

INTAKE HOODS (EXCEPT 40) HAVE 25mm ALUMINUM FILTERS.
VXDAI 40 HAS SCREENED INLET FOR USE WITH VXDAF40 FILTER SECTION.

NOTE: TWIN DUCT BLOWERS REQUIRE TWO FILTER SECTIONS AND/OR TWO HOOD SECTIONS (Models 27-40)

| FAN NO. LOCATION | QTY | MODEL/SIZE | CFM | SP | FAN RPM | SONES | MOTOR | | | ACCESSORIES |
|---------------------|-----|------------|-------|----|---------------|-------|------------|------------|------|-------------|
| | | | | | | | HP | ELECTRICAL | TYPE | |
| | | | | | | | | | | |
| | | | | | | | | | | |
| | | | | | | | | | | |
| | | | | | | | | | | |
| | | | | | | | | | | |
| | | | | | | | | | | |
| NOTES | | | | | | | | | | |
| PROJECT: | | | | | | | ARCHITECT: | | | |
| CONTRACTOR: | | | DATE: | | SUBMITTED BY: | | ENGINEER: | | | |