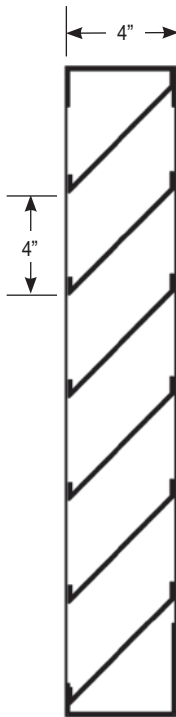


CARNES COMPANY, 448 S. Main St., P. O. Box 930040, Verona, WI 53593-0040 Phone: (608)845-6411 Fax: (608)845-6504 carnes@carnes.com



Section View

**Model FVBB**

**Standard Specifications**

**Frame:** 18 gauge galvanized steel, 4" deep

**Blade:** drainable, 20 gauge galvanized steel, positioned at 45° angles on approximately 3.938" centers

**Finish:** mill galvanized

**Screen:** 1/2" x .050" expanded flattened aluminum in removable frame. Screen is mounted on inside (rear) as looking from exterior of building.

**Maximum Panel Size:** 72"w x 96"h

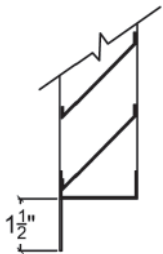
Larger sizes made in multiple sections

**Minimum Panel Size:** 8"w x 12"h

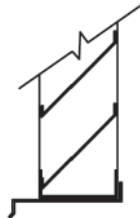
**Options (at additional cost)**

- 304 Stainless Steel Construction
- Filter Racks
- Security Bars
- Variety of Screens
- Sub-Frames
- Selection of finishes; prime coat, kynar, baked enamel, epoxy and heresite

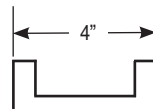
Consult Carnes for other special requirements.



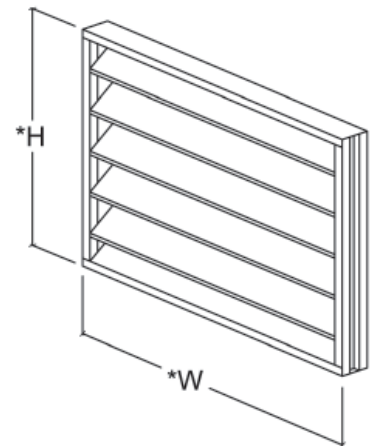
Flanged Frame  
Optional



Extended Sill  
Optional



Typical  
Jamb



\*Width and height dimensions are approximately 1/4" under listed size.

Tag	Qty.	Size		Frame	Variations
		Width	Height		

**Project  
Arch./Engr.  
Representative**

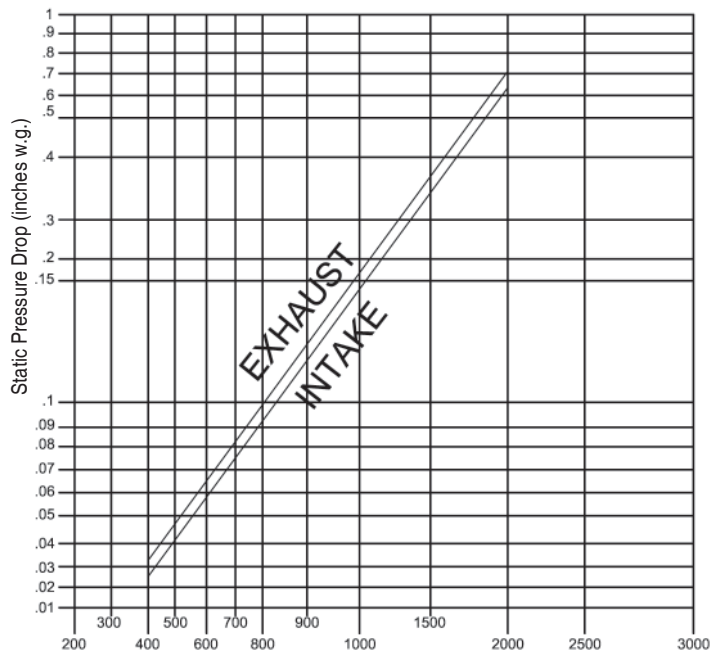
**Location  
Contractor  
Date**

## Free Area in Square Feet

HEIGHT INCHES	WIDTH IN INCHES											
	8	12	18	24	30	36	42	48	54	60	66	72
12	0.31	0.47	0.70	0.93	1.17	1.40	1.63	1.87	2.10	2.33	2.57	2.80
18	0.47	0.70	1.05	1.40	1.75	2.10	2.45	2.80	3.15	3.50	3.85	4.20
24	0.62	0.93	1.40	1.87	2.33	2.80	3.27	3.73	4.20	4.67	5.13	5.60
30	0.78	1.17	1.75	2.33	2.92	3.50	4.08	4.67	5.25	5.84	6.42	7.00
36	0.93	1.40	2.10	2.80	3.50	4.20	4.90	5.60	6.30	7.00	7.70	8.40
42	1.09	1.63	2.45	3.27	4.08	4.90	5.72	6.54	7.35	8.17	8.99	9.80
48	1.24	1.87	2.80	3.73	4.67	5.60	6.54	7.47	8.40	9.34	10.27	11.20
54	1.40	2.10	3.15	4.20	5.25	6.30	7.35	8.40	9.45	10.50	11.55	12.60
60	1.56	2.33	3.50	4.67	5.84	7.00	8.17	9.34	10.50	11.67	12.84	14.00
66	1.71	2.57	3.85	5.13	6.42	7.70	8.99	10.27	11.55	12.84	14.12	15.40
72	1.87	2.80	4.20	5.60	7.00	8.40	9.80	11.20	12.60	14.00	15.40	16.80
78	2.02	3.03	4.55	6.07	7.59	9.10	10.62	12.14	13.65	15.17	16.69	18.21
84	2.18	3.27	4.90	6.54	8.17	9.80	11.44	13.07	14.70	16.34	17.97	19.61
90	2.33	3.50	5.25	7.00	8.75	10.50	12.25	14.00	15.75	17.51	19.26	21.01
96	2.49	3.73	5.60	7.47	9.34	11.20	13.07	14.94	16.80	18.67	20.54	22.41

Beginning point of WATER PENETRATION is 1056 fpm  
free area velocity at .01 oz. of water penetration

## Pressure Drop



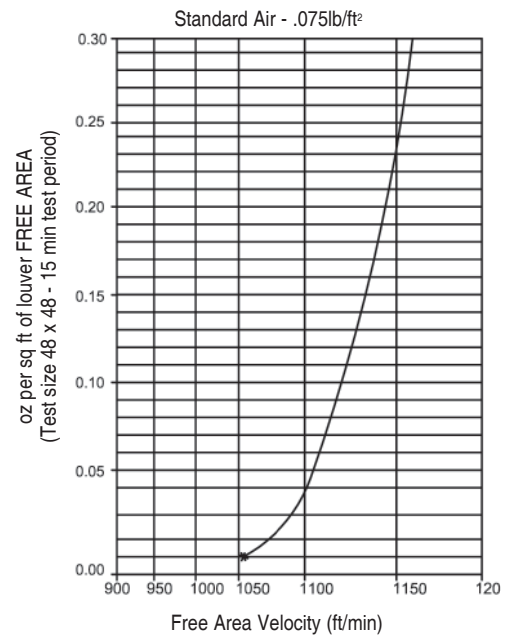
### FREE AREA VELOCITY (FT/MIN)

Standard air - .075 lbs per cu ft

Ratings do not include the effects of a wire birdscreen

Test based on a 48" x 48" test size, 15 min test duration

## Water Penetration



The Carnes Company certifies that the model FVBB/FWBB louver shown herein is licensed to bear the AMCA Seal. The ratings shown are based on tests and procedures performed in accordance with AMCA Publication 511 and comply with the requirements of the AMCA Certified Ratings Program. The AMCA Certified Ratings Seal applies to air performance ratings and water penetration ratings.