

Application:

- Door grilles are designed to ensure privacy while air is being circulated from one area to another.
- Sight tight grilles are used when blocking sight only, while light tight grilles are used to block all light, as seen in photographic darkrooms.
- Single side mounting frames are used where appearance is only an issue on one side, as in storage closets.
- Double side mounting frames are used where appearance is an issue on both sides, as in office doors.
- Channel mounting frames are used with pre-made stops.



Standard Features on Model RGCA:

- Heavy duty steel construction withstands kicking and other abuse.
- Width availability is 8" - 36" in 1/8" increments.
- Height availability is 4" - 48" in 1/8" increments.
- Sight tight and 1-3/4" thick, for greater durability.
- Louver spacing is 7/16", for approximately 80% free area.
- Standard color is #11 bright white.

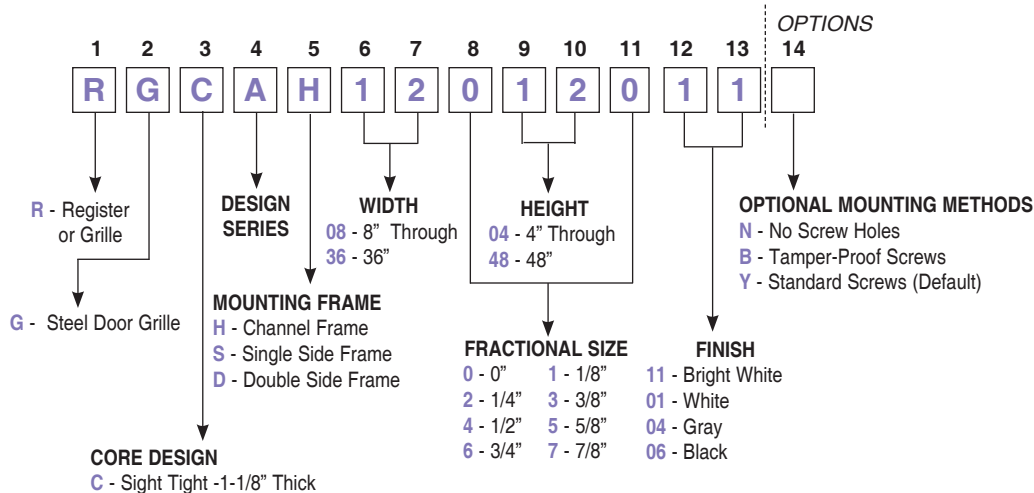
Optional Features for All Models:

- Available with tamper-proof screws (Opt. B).
- Available with no screw holes for custom mounting (Opt. N).



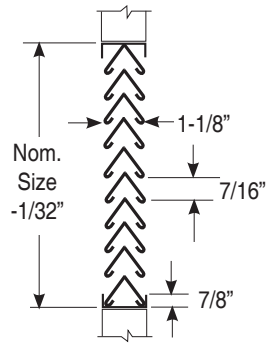
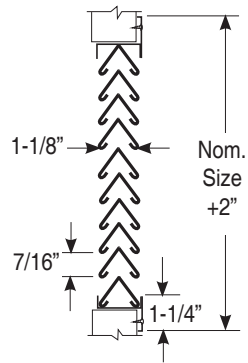
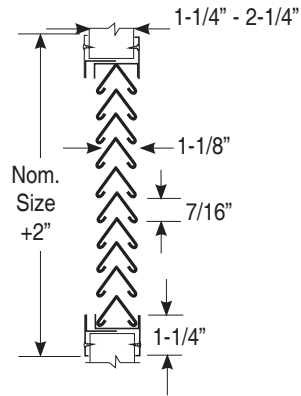
RGCA

Model Numbering System



Heavy Duty Registers & Grilles

RGCA



Double Side Frame

Single Side Frame

Channel Frame